

Step by Step Procedure to apply online Hostel Admission application form:

It is advised to read the hostel manual carefully before applying online.

1. Click on Apply online using University Website www.svsu.ac.in
2. Fill all the details **correctly**. No edit option will be available after submitting.

Program Name*
B.Tech (CSE) Artificial Intelligence and Machine Learning

Faculty*
Skill faculty of Engineering & Technology (SFET)

Photograph of student*
Browse... No file selected.

Signature of Student*
Browse... No file selected.

Semester*
Choose your option

Registration/Roll Number*

Name of Student*

Email ID* Contact No* Gender*
Choose your option

Date of Birth* Nationality* Category*

3. Click on yes of all the check boxes and click on check box of I Agree statements.

Copy fee receipt (deposited by the candidate)*
 Yes
 No

Admission Letter/ University ID card issued by the University Admission Branch*
 Yes
 No

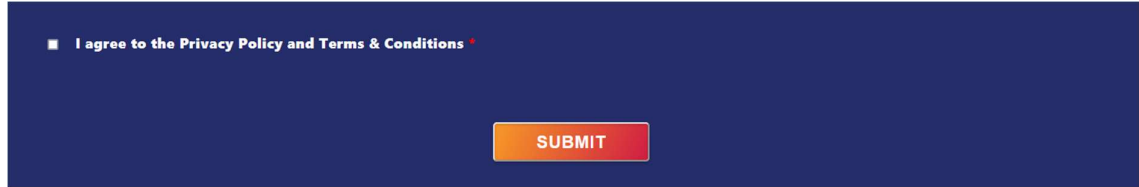
04 Passport Size coloured Photographs*
 Yes
 No

Anti-Ragging Undertaking / Affidavit, as per prescribed format*
 Yes
 No

ID proof of Local Guardian*
 Yes
 No

ID proof of Parent*
 Yes
 No

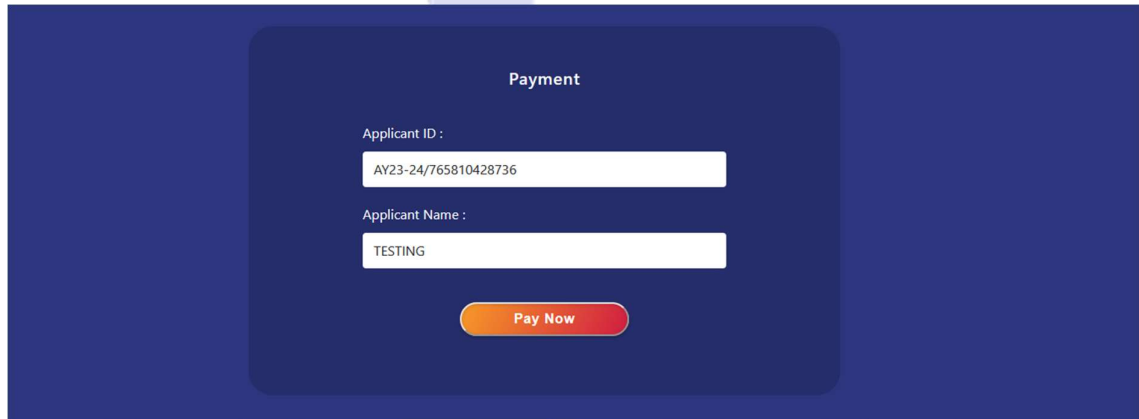
4. Click on submit after filling all the details



■ I agree to the Privacy Policy and Terms & Conditions *

SUBMIT

5. After click on submit, candidate will get a text message on his mobile phone in which user ID and password will be sent for re-login and the below screen will appear:



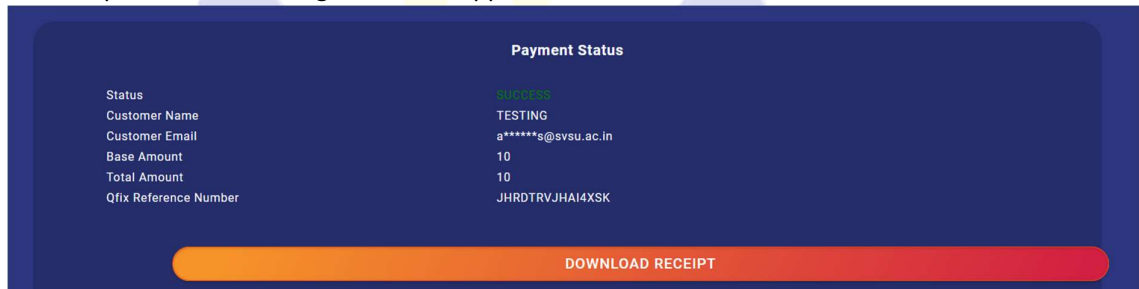
Payment

Applicant ID :
AY23-24/765810428736

Applicant Name :
TESTING

Pay Now

6. Click on Pay Now then click on Proceed.
7. It will redirect to payment gateway. Pay the requisite fee using Debit/Credit Card/Net Banking/ UPI/ Bharat QR.
8. After paying fee, email will be sent to candidate email ID for successful payment of fee with fee receipt and the following screen will appear:



Payment Status

Status	SUCCESS
Customer Name	TESTING
Customer Email	a*****@svsu.ac.in
Base Amount	10
Total Amount	10
Qfix Reference Number	JHRDTRVJHAI4XSK

DOWNLOAD RECEIPT

9. Click on Download Receipt button.
10. Download the PDF and Fee receipt.
11. Take the print out of the both and sign the declaration, get the declaration signed by parents, then recommendation signed by Dean of respective faculty.
12. Attach the required document along with print out of the application form and fee receipt along with Anti Ragging affidavit.
13. Deposit the completed form in Hostel as mentioned in Hostel Manual/Instruction document.